

Universal Packing Lists



Minimalista



Essentials

How to Create your Perfect Travel Wardrobe



Classic



Maximista

Created and written by **Alexandra Jimenez**
Editor and Founder of Travel Fashion Girl.

SPONSORED BY

twelveways
your amazing little wardrobe



Universal Packing Lists

This Packing Guide shows you how to choose your perfect minimalist travel wardrobe. Whether you're a fashionista or a no-frills traveler, this guide is made to work with Travel Fashion Girl's Universal Packing Lists to help you customize a list that fits your own personal style.

Tops

THE TOPS YOU CHOOSE SHOULD MEET THE FOLLOWING REQUIREMENTS: SIMILAR COLOR PALETTE; ABILITY TO MIX AND MATCH; AND OPTION TO LAYER IF NEEDED. PRINTS CAN BE VERY VERSATILE AS LONG AS YOU STAY WITHIN THE SAME COLOR STORY AS THE REST OF YOUR CLOTHING CHOICES.

Consider getting a **convertible top that also works as a skirt** to help you maximize your travel wardrobe. It will allow you to have an extra bottom piece which can be a big help when packing light. Whether you choose a solid or a print is up to you just remember that you have to match it with other tops when worn as a skirt.

Women's tunics are a great option for your travels. They maximize your travel wardrobe because you can pair them over pants and leggings as a long, casual shirt and you can also tuck them in for a more polished look. Tunics make a great shield from the sun and can double up as kaftans on the beach. In the cold, use a knit tunic and in the heat, use a lightweight and airy blouse. These are the perfect tops to pair with leggings because they are longer in length and cover up areas that may otherwise be too exposed. Extremely versatile, learn more about women's tunics.

One of the most versatile tops for travel is a button up shirt. It can be worn alone; layered; used as a light jacket; tied at the waist; used as a vest if sleeveless; and worn as a kaftan at the beach. The styling of the traditional button up or oxford shirt automatically gives you a more polished look whether you're trekking in a jungle or sipping a martini in killer heels.

Tops - Continued...

Top Packing Tips



Button Up Shirts are versatile and maximize travel outfits options.

Want a few more ideas?




neutral



sophisticated



denim



embelished



regular tunic

Bottoms

IT'S A GOOD IDEA TO STICK TO NEUTRAL SHADES ON THE BOTTOM AND COLORS AND PRINTS ON THE TOP. SINCE YOU USUALLY PACK LESS BOTTOMS, THEY NEED TO MIX AND MATCH WITH ALL YOUR SHIRTS.

The type of pants you pack for minimalist travel depends on your activities at the destination. Ultimately, you want to ensure that the pants have optimal versatility.

Many **girls prefer to use jeans on their trips**. Although they may weigh more than other trousers and take up additional space; you can wear them with anything, practically anywhere. For longer trips, opt for lighter fabrics with stretch that can give you the benefits of denim without weighing down your bag. Dress them up with sexy stilettos; rock them out with combat boots; or wear them casually with your favorite trainers.

For more active and varied activities, a set of proper travel pants might be your answer. There's nothing more convenient when going on a trek or spending time in a humid climate than a pair of breathable and quick dry pants; especially when you pack light and need quick access to your clothing. Don't despair, there's no reason why you have to wear an unattractive convertible

Bottoms - Continued...


style just to reap the benefits. Clothing companies are evolving and so are their cuts. Check out Anatomie Wear that offers chic and practical slim fit designer travel pants. If you wouldn't wear it at home, why would you wear it on the road?

Leggings are one of the flexible options for travel. They're lightweight; comfortable; can be worn as layers; used to work out; worn to sleep; and even act as a pair of trousers. If you choose a fitness brand, they can easily replace travel pants on a trek. If you find a more tailored style in a thicker fabric, they can act as trousers. Leggings can be worn under skirts, shorts, and pants and can be removed if the weather gets too warm when the sun comes out. Likewise, you can slip them back on when the sun goes down and the weather drops.

Shorts and skirts are great alternatives to pants in warmer countries, especially the ultra-versatile and chic maxi skirt. Swap your shorts for a maxi skirt if you're going to a conservative country, but by all means bring out the distressed denim shorts if you're after fun in the sun. The length of the shorts you choose should be based on both your comfort level and the modesty required at your destination.

When choosing a skirt, consider a convertible option that turns into a top or dress or both. Unlike trousers, this is one piece of convertible clothing that can look really cute and stylish while helping you pack light.

Bottom Packing Tips




Shorts are a must on trips to warmer climates.
Choose the style that best suits you and your destination.




Bermuda shorts offer a fun yet classic look with a bit more coverage.




For more sophisticated look choose shorts with tailored, more formal cuts.



Denim shorts are great for travel: low maintenance, don't need to be washed often and look cute!



Skirt more your style? Short or long, the choice is yours but select an easy to wear fabric.



Capris are great alternative if you don't like shorts.

Dresses

DRESSES ARE THE EASIEST WAY TO CREATE A LOW MAINTENANCE AND CUTE TRAVEL OUTFIT. YOU CAN PRACTICALLY PACK ONE DRESS FOR EVERY DAY OF YOUR TRIP AND HAVE A COMPLETELY UNIQUE OUTFIT.

Wear a dress alone in the Spring for a carefree look or pair with a jacket and leggings for a cool Autumn day. What girl doesn't feel like a doll in a dress!

A dress is the one item you don't have to mix and match with other clothing so you have two color options: pack a classic LBD or bring out the rainbow with a color blast!

You can never go wrong with a Little Black Dress. For the most diverse options, choose a medium length style in a classic cut. Make sure the fabric works in both casual and dressy environments. By default, the color black automatically looks more elegant and formal so even if your dress is considered more "day time" with a few accessories you can turn it up a notch and make it look sophisticated for the evening.

Don't like black? Choose a solid color that you do like following the same basic principles. Taupe is a neutral that looks chic day or night. Alternatively, if a deep red or vibrant blue is more your thing, then that's your version of an LBD that works for you. Remember, the most important packing tip is to choose clothing you love and feel great wearing!

Prints and bold colors are encouraged! Without the need to mix and match with any other item of clothing, you can go to town with the pattern or color of your dress.

A maxi dress is at the top of the list for ideal travel dresses. If chosen in a lightweight cotton blend fabric, you can easily wear this dress to be comfortable on long transportation journeys; in temples and regions where modesty is encouraged; for a long stroll in a small village or big city; dressed up for a nice dinner; and worn casually at the beach. Talk about versatile, practical, and cute, too!

Layer it with leggings and a long sleeve for a chic winter look or wear it alone with a fedora and sandals in the summer and you've got a great look every time.

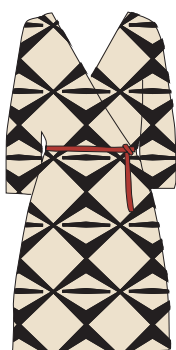
Something to keep in mind with dresses: Although you may hesitate to pack an item like a maxi dress that has more fabric and consequently takes up more space, if you wear it all the time, it compensates for the need to pack several items that may not be as versatile. Remember, you can always replace clothing during your travels if you are tired of an item or decide that you don't like it, especially on a long trip. When choosing to travel with the minimum; consider getting a convertible dress/skirt or find a maxi skirt that you can easily hike up to convert into a dress. Add a thin belt and a pretty scarf, and voila! You'll be dressed up for any occasion! Check out this convertible dress by TwelveWays.

Dress - Continued...

Dress Packing Tips

Anything goes with a travel dress: prints, neutrals and maxi's but LBD is classic.

Here are a few more options if you prefer...




Long Sleeves



Color & Prints



Little Black Dress



Classic Neutral



Maxi Cut

Outerwear

WHEN IN A COLD ENVIRONMENT, YOUR JACKET OR COAT IS THE MAIN WARDROBE PIECE THAT WILL BE SEEN. CHOOSE ONE THAT YOU LIKE TO WEAR AND THAT ALSO MATCHES WITH ALL THE CLOTHING IN YOUR PACKING LIST.

Choosing a jacket is like choosing a dress: go with either a neutral color that will match all your clothing or select a vibrant color that will breathe some life into your basic travel wardrobe.

When it comes to outerwear, it's a good idea to choose two items you can layer. For cities, a classic coat in a medium fabric with a knit sweater or cotton hoodie will see to it that you're warm and can blend in with the locals. For adventure trips that include outdoor activities, a waterproof jacket paired with a fleece will insulate you and also provide the benefits of high performance fabrics.

Outerwear - Continued...

Determining whether or not you need a rain jacket for your trip depends on your planned activities and if the weather's cold or hot. In a tropical monsoon, the last thing you might want to wear is a waterproof jacket in the rain that will leave you steamy with perspiration. If you're planning a trek, a quality waterproof jacket is ideal.

Many people buy a poncho when trekking in order to keep their backpack dry regardless of whether or not they brought a jacket. Whether or not you want to wear a waterproof jacket under a poncho depends on how cold it is outside because the combination of the two can make you feel muggy and uncomfortable.

SOMETHING TO KEEP IN MIND FOR MULTI-SEASON TRIPS:

You do have the choice to replenish your travel wardrobe throughout your journey.

COLD TO HOT

If you start your trip at freezing temperatures and work your way to the heat; you can ditch your heavy coat or knit items and buy a few summer essentials along the way.

You won't need to buy much because you don't need as much clothing in the heat. Summer clothing is usually cheaper, too, and won't do as much damage to your travel budget.

HOT TO COLD

On the contrary, if you start your trip in the heat and then go to the cold; it might be more expensive to buy quality Winter gear on the road but it will also be a drag to carry around heavy, unused clothing. Research the budget clothing options in your departure or arrival city when starting the cold part of your trip so you can stock up on wallet friendly cold weather threads.

HOT TO COLD and COLD TO HOT

If your trip has you going back and forth between climates; plan clothing you can layer and bring a medium size coat to balance out the space. It may also be a good idea to invest in gear with specialty materials that provide insulation in light fabrics. There are always options around a little weather imbalance without weighing down your bag. You just have to be creative! Depending on the weather, you may or may not need to pack outerwear. In warmer climates, a button up top can act as a light cover up if needed.


Other Travel Essentials



2-3 PAIRS OF SHOES

Depending on your activities, two pairs of shoes is the ideal minimum and three pairs is the magic number. Even if you pack ultra-light, there's always room for two. A nice balance for three travel shoes is comfort, function, and style.

Comfort can mean flip flops, flats, sandals, or boots. Function refers to the pair you'll be wearing most. For many, this means trainers, proper travel shoes, or boots. Style is the pair that you can wear on the days you need a little extra pizzazz - pretty sandals, heels, or flats fit the bill.



1-2 BATHING SUITS

A reversible bathing suit ensures maximum versatility especially for girls wishing to pack ultra-light. They can be found in both one or two piece sets. Even if packing non-reversible; two sets of swimsuits is usually a good quantity to offer variety in style and practicality between wears. Even if you don't hit the beach; a bathing suit can also be worn in a hot tub, spa, or double up as extra underwear.



2-3 BRAS

Bras should preferably be a neutral color like nude or black that matches with everything. Convertible straps are always a plus. Depending on your activities, you may want 1 regular bra and 1 sports bra.



7-10 UNDERWEAR

They hardly take up space, why not be prepared? Choose underwear with fabrics like microfiber cotton blends that are breathable and dry quickly for easy hand washing.



ACCESSORIES

A few basics that should be in everyone's list even if you only travel with one bag: scarf and earrings. They are closest to your face where most attention is drawn so they can add instant style, color, and flair with little effort. For a minimalist traveler, the extra touches you add to your outfit make all the difference in the world. A jewelry set doesn't take up much room but can transform your outfit from basic to sophisticated.

Have fun raiding your closet and deciding how you can mix and match your favorite clothes to create the perfect travel wardrobe for your trip!

For style inspiration, head back to Travel Fashion Girl and learn how to mix and match your clothing with Travel Outfit Ideas!



Minimalista



Essentials



Classic



Maximista

Universal Packing Lists

For more destination packing lists, packing tips, travel wardrobe ideas, travel outfits, spa experiences, shopping destinations, and fashion and beauty advice - check out Travel Fashion Girl!



twelveways[®]
your amazing little wardrobe

The Ultimate
Multi-Functional
Travel Dress

twelveways.com

Created and written by Alexandra Jimenez
Editor and Founder of Travel Fashion Girl
Sponsored by TwelveWays Multi-functional Dress